

Laser Treatment for—  
Skin Rejuvenation  
Skin Tightening  
Wrinkles



## BEFORE AND AFTER TREATMENT RESULTS



Skin Tightening



Skin Tightening

*For more information on these therapies, please visit  
[www.candelalaser.com](http://www.candelalaser.com).*

This pamphlet is intended to provide general information only.  
For details pertaining to your specific situation, consult your  
physician or aesthetic practitioner.

**Candela Corporation**  
530 Boston Post Road  
Wayland, MA 01778 USA  
Phone: (508) 358-7637  
Fax: (508) 358-5569  
Toll Free: (800) 821-2013



PATIENT  
INFORMATION



GentleYAG is a registered trademark of Candela Corporation. Dynamic Cooling Device and DCD are trademarks.

©2005 Candela Corporation Printed in the USA. 06/05 0920-16-0084 Rev. 01

FOR TIGHTER, SMOOTHER LOOKING SKIN

# GentleYAG SRT

## HOW DOES THE LASER TREATMENT WORK?

The laser creates a beam of high-intensity light that penetrates deep into skin tissue where it delivers a controlled amount of targeted therapeutic heat. Candela's patented Dynamic Cooling Device™ (DCD™) technology protects the upper layers of your skin with a cooling burst of cryogen. Together, the long-pulse laser and DCD cooling offer optimal treatment with minimal side effects.

## WHAT CAN I EXPECT DURING TREATMENT?

Treatment will take place in your practitioner's office. You will wear safety eyewear to protect your eyes from the laser light. Your practitioner will guide the laser to the treatment areas with a small handpiece. Each laser pulse may be preceded and followed by a short pulse of cooling spray. A treatment could take as little as a few minutes to as long as an hour, depending on the area and condition being treated.

## DOES IT HURT?

Some patients may feel a slight discomfort with each laser pulse, sometimes described as the snapping of a rubber band on the skin. This discomfort resolves in several seconds and is minimized by Candela's DCD cooling. For some patients, a topical anesthetic may be used prior to treatment. Be sure to discuss this with your practitioner.

## HOW MANY TREATMENT SESSIONS WILL I NEED?

The number of sessions depends on the treatment you require and the condition of your skin. Many factors impact the efficacy of individual laser treatments, including the severity of the condition being treated.

## HOW DO I PREPARE FOR TREATMENT?

If you have had a history of perioral herpes prophylactic antiviral therapy may be prescribed. Your skin should be thoroughly cleaned and dried, removing any makeup, creams, oils, topical anesthetics or self tanning products before laser treatment. The intended treatment area should not be exposed to sunlight or tanning booth light for 14 days prior to treatment.

## WHAT CAN I EXPECT AFTER TREATMENT?

A cool compress or gel pack may be applied for comfort following your treatment. Any redness or swelling should resolve within a few hours.

## WHAT PRECAUTIONS SHOULD I TAKE AFTER TREATMENT?

After laser treatment, prevent sun exposure by applying sunblock (SPF 30 or above). In the first few days after treatment, don't scrub or rinse the treated areas with abrasive skin cleansers. Your practitioner may advise additional precautions.

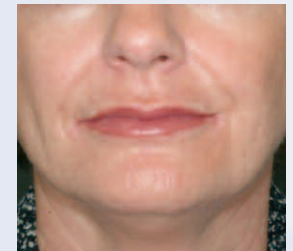
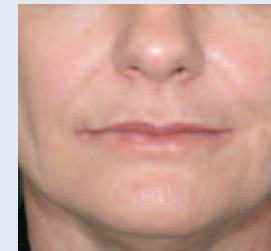
## ARE THERE SIDE EFFECTS?

Your risks are minimal. Side effects may include redness, swelling, hyperpigmentation, hypopigmentation, blistering, and purpura (a laser bruise), in the treated area—these usually do not last more than a few days. Permanent side effects are rare. Be sure to discuss potential side effects with your provider.

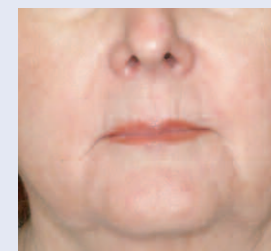
## ARE THESE TREATMENTS COVERED BY INSURANCE?

Most insurance companies do not offer reimbursement for cosmetic procedures. Consult your insurance carrier for conclusive information.

## BEFORE AND AFTER TREATMENT RESULTS



Skin Tightening



Skin Tightening